

2021/2022



ColorCastTM
PRO

COLORCAST PRO DASHBOARD ADMIN GUIDE

1.877.652.5833 | www.oes-scoreboards.com



Welcome to ColorCast Pro Dashboard

This guide includes step-by-step instructions for navigating the ColorCast Pro dashboard, managing the scoreboard and App users aligned to the account.

Color selections, dynamic actions and ColorCast Pro features are controlled through the ColorCast Pro App. For assistance using the app, refer to the ColorCast Pro App Guide or visit www.oes-scoreboards/colorcast.

TABLE OF CONTENTS

SECTION 1 | GETTING STARTED

LOGGING IN

PASSWORD CHANGES

SECTION 2 | DASHBOARD OVERVIEW

NAVIGATING THE DASHBOARD

ADD/DELETE A SCOREBOARD

SECTION 3 | USER MANAGEMENT

ADD NEW USERS

EDIT EXISTING USERS

DELETE USERS

SECTION 4 | COLORCAST PRO RESOURCES

COLORCAST PRO SUPPORT

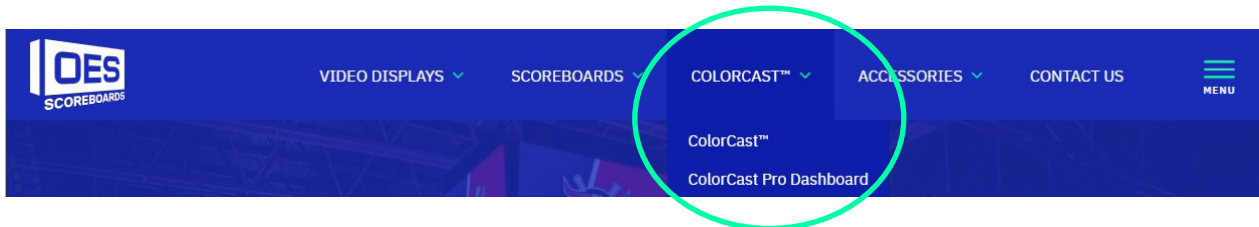
ABOUT OES SCOREBOARDS

CONTACT US



SECTION 1 | GETTING STARTED

A link to the ColorCast Pro dashboard can be found under the ColorCast tab on the [OES Scoreboards website](https://www.oes-scoreboards.com) or paste this url into your browser: colorcast.oes-scoreboards.com.



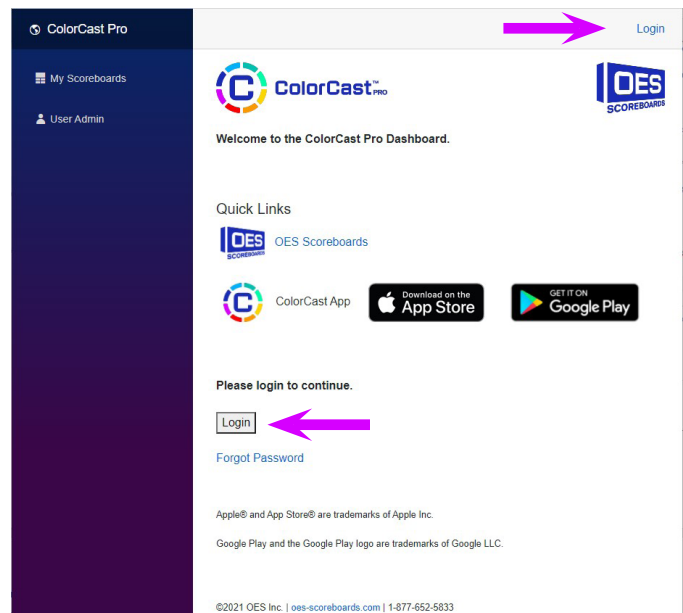
From here you'll be directed ColorCast Pro Dashboard Welcome page to access the dashboard.

LOGGING IN

From the welcome page you can log into the dashboard by either:

- Login link at the top right side or,
- *Login* button halfway down the page

Both options will take you to the Login page.



At the *Login page* enter your username and password.

You can find your username and password in the *OES ColorCast New User* email you received from OES Scoreboards.

Your password and username are the same for both the Dashboard and the ColorCast Pro app.

If needed, you can download the ColorCast App from the App Store or Google Play.

PASSWORD CHANGES

To reset your password, or to change an existing password, use the *Forgot Password* link.

From the *Password Reset* screen, enter the email address associated to ColorCast Pro and press *Reset Password*.

You will receive an email with instructions on how to reset your ColorCast Pro password. Check your spam folder or re-enter your email from the *Password Reset* page if an email isn't received.

ColorCast Pro Dashboard Login

Email

Password

Login

Forgot Password

©2021 OES Inc. | oes-scoreboards.com | 1-877-652-5833

ColorCast Pro Dashboard

Welcome to the ColorCast Pro Dashboard.

Quick Links

OES Scoreboards

ColorCast App

Download on the App Store

GET IT ON Google Play

Please login to continue.

Login

Forgot Password

Apple® and App Store® are trademarks of Apple Inc.

Google Play and the Google Play logo are trademarks of Google LLC.

ColorCast Pro Dashboard Password Reset

Email

Reset Password

Copyright 2021, OES Inc.

If you experience login or password reset issues, contact OES Scoreboards at sb@oes-inc.com



SECTION 2 | DASHBOARD OVERVIEW

Users with admin access can add, edit, and manage users for any scoreboards aligned to the account. Admin can also reset passwords, designate additional admins, and change the access a user has to a scoreboard at any time.

From the dashboard screens you will be able to access all the information and settings needed to manage who can control a scoreboard(s) through the ColorCast App.

There are two pages aligned to the dashboard:

My Scoreboards

- Outlines all the OES scoreboards aligned to your ColorCast Pro admin privileges.

User Admin

- Lists all the users who have access to the scoreboard connected to your ColorCast account.

After logging in, the *My Scoreboard* page is displayed as the default. You can toggle between the two pages using the menu on the left side of screen.

NAVIGATING THE DASHBOARD

The *My Scoreboards* page lists all the OES scoreboards connected to your ColorCast Pro administrator privileges.

	Name	Model	Sport	Scoreboard ID	Status	
+	NCAA Rental	M5006AICx	Basketball	85884-P1	Active	▲ ▼

Here you will find basic details about the OES scoreboard(s) attached to your account including:

Name

- This is the name assigned to the scoreboard by OES.

Model

- OES scoreboard model number. This can be helpful to help distinguish between multiple scoreboards connected to one ColorCast account.

Sport

- This identifies the sport the scoreboard is aligned with and configured for such as basketball, hockey or multi-sport (for scoreboards being used across multiple sports).

Scoreboard ID

- The Scoreboard ID is a unique number assigned to each scoreboard and is used to help track the scoreboard when service or support is needed. If you call OES for service support, have this Scoreboard ID number ready.

Status

- Shows which scoreboards are active and in use in your facility.

SCOREBOARD DETAILS

To view the details of each individual scoreboard, select the “+” plus sign beside the name. You will be able to view:

To make a scoreboard inactive in the event the scoreboard is no longer being used, contact OES at SB@oes-inc.com.

Default Digit Colours

- View the digits colors set at time of purchase.

MAC address

- If needed for Bluetooth connection.

Change history

- View the different digit color changes made by users through the ColorCast Pro app.

Name	Model	Sport	Scoreboard ID	Status
NCAA Rental	M5006A/CX	Basketball	85884-P1	Active

Field	Color	Uploaded	MAC ADDR
GAME TIME	Bright White	+ Jun 22, 2021	14:35:AF
GUEST BONUS	Red	+ Jun 22, 2021	43:DA:18
GUEST DOUBLE BONUS	Red	+ Jun 29, 2021	43:DA:18
GUEST POSSESSION	Yellow	+ Jun 30, 2021	43:DA:18
GUEST SCORE	Green	+ Jul 8, 2021	43:DA:18
GUEST TIMEOUT	Purple	+ Jul 13, 2021	43:DA:18
HOME BONUS	Red	+ Jul 23, 2021	43:DA:18
HOME DOUBLE BONUS	Red	+ Aug 9, 2021	43:DA:18
HOME POSSESSION	Yellow	+ Aug 25, 2021	43:DA:18
HOME SCORE	Green	+ Aug 26, 2021	43:DA:18
HOME TIMEOUT	Purple		
PERIOD	Blue		

MacAddr	DisplayType
43:DA:18	Data



ADD/DELETE A SCOREBOARD

As an administrator you can't add or delete a scoreboard from the My Scoreboards list. If there is a scoreboard you feel should be added, or to retire a scoreboard, contact OES at SB@oes-inc.com.

SECTION 3 | USER MANAGEMENT

As the administrator, you can find a list of ColorCast Pro users, their role and which scoreboard(s) they are assigned as a user to. From the *User Admin* page you can change user access, quickly add and delete users and determine who is an active or inactive user. You can also designate other users as admins.

To see the users aligned with a scoreboard(s), use the “+” beside the scoreboard to expand the details on the scoreboard.

ColorCast Pro

Welcome [username] Logout

My Scoreboards

User Admin

User Admin

The following is a summary of roles assigned to each ColorCast Pro user. This section allows you to view, add, edit or remove users from your user group.

Name	Scoreboard ID	Authorized Users	Admin
+ Lab Test	79983-P2	10	Yes

©2021 OES Inc. | oes-scoreboards.com | 1-877-652-5833

ColorCast Pro

Welcome [username] Logout

My Scoreboards

User Admin

User Admin

The following is a summary of roles assigned to each ColorCast Pro user. This section allows you to view, add, edit or remove users from your user group.

Name	Scoreboard ID	Authorized Users	Admin
- Lab Test	79983-P2	10	Yes

Authorized Users

+ Add New Share

Email	Admin	
rkoops@oes-inc.com	Yes	✓ Edit Delete User
jgrice@oes-inc.com	Yes	✓ Edit Delete User
mpec@oes-inc.com	Yes	✓ Edit Delete User
alazic@oes-inc.com	Yes	✓ Edit Delete User
jyellow@oes-inc.com	No	✓ Edit Delete User
cfrazer@oes-inc.com	No	✓ Edit Delete User
overhoeven@oes-inc.com	Yes	✓ Edit Delete User
rpittaro@oes-inc.com	No	✓ Edit Delete User
lgreen@oes-inc.com	Yes	✓ Edit Delete User
rnicking@oes-inc.com	No	✓ Edit Delete User

ADD A NEW USER OR ADMIN

There is no limit to the number of ColorCast Pro users and admins you can designate.

To add a new user

- To add a new user, click + Add New Share, enter the email address associated with the new users, set the Admin option to NO and click OK to save the information.

ColorCast Pro

Welcome akhuu@oes-inc.com Logout

User Admin

The following is a summary of roles assigned to each ColorCast Pro user. This section allows you to view, add, edit or remove users from your user group.

Name	Scoreboard ID	Authorized Users	Admin
Lab Test	79983-P2	10	Yes

Authorized Users

+ Add New Share

Email	Admin	Edit	Delete User
floops@oes-inc.com	Yes	Edit	Delete User
jpgrice@oes-inc.com	Yes	Edit	Delete User
mpec@oes-inc.com	Yes	Edit	Delete User
alazic@oes-inc.com	Yes	Edit	Delete User
jpellow@oes-inc.com	No	Edit	Delete User
cfraser@oes-inc.com	No	Edit	Delete User
overhoeven@oes-inc.com	Yes	Edit	Delete User
rpittaro@oes-inc.com	No	Edit	Delete User
lgreen@oes-inc.com	Yes	Edit	Delete User
micking@oes-inc.com	No	Edit	Delete User

©2021 OES Inc | oes-scoreboards.com | 1-877-652-5833

To add a new user with admin privileges:

- To add a new user, click + Add New Share, enter the email address associated with the new users, set the Admin option to YES and click OK to save the information's.

+ Add New Share

Email

Admin

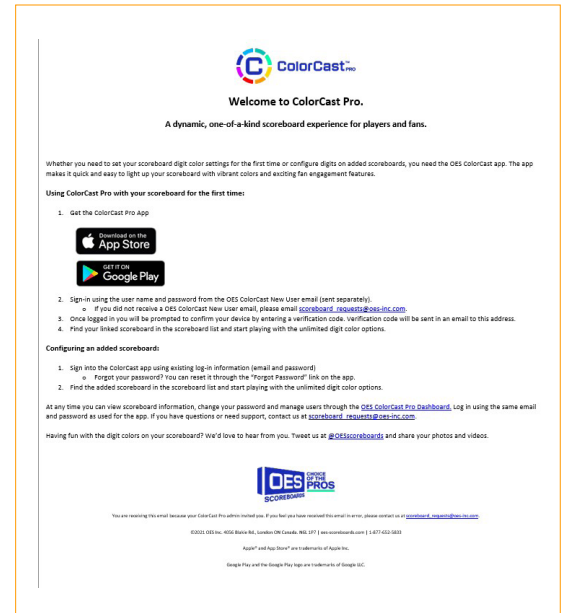
Yes

OK Cancel



All users added will receive the ColorCast Pro new user registration when they have been added to the dashboard. This email will include their ColorCast App and dashboard username and password.

Added users may also receive the Welcome to ColorCast Pro email with instructions to download the ColorCast Pro app.



EDIT A USER

You can edit the email address and user privileges for all users and admins from the *Edit* column.

ColorCast Pro

Welcome akhuu@oes-inc.com Logout

User Admin

The following is a summary of roles assigned to each ColorCast Pro user. This section allows you to view, add, edit or remove users from your user group.

Name	Scoreboard ID	Authorized Users	Admin
Lab Test	79983-P2	10	Yes

Authorized Users

+ Add New Share

Email	Admin	Edit	Delete User
fhoops@oes-inc.com	Yes	✓	✖
jggrice@oes-inc.com	Yes	✓	✖
mpec@oes-inc.com	Yes	✓	✖
alazic@oes-inc.com	Yes	✓	✖
jpeflow@oes-inc.com	No	✓	✖
ctraser@oes-inc.com	No	✓	✖
dverhoeven@oes-inc.com	Yes	✓	✖
rpittaro@oes-inc.com	No	✓	✖
lgreen@oes-inc.com	Yes	✓	✖
rhickling@oes-inc.com	No	✓	✖

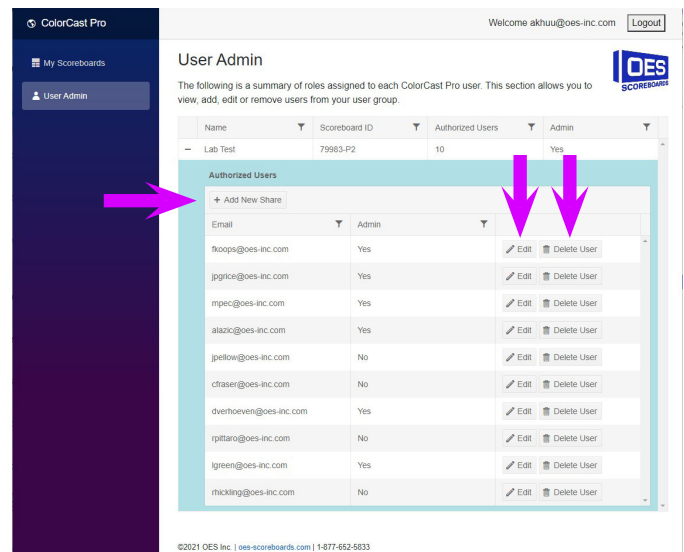
Once you have completed required changes, click OK to save the new information.



The screenshot shows a form with three input fields and two buttons. The first field is labeled 'Email' and is empty. The second field is labeled 'Admin' and contains the text 'Yes'. The third field is empty. To the right of the third field are two buttons: 'OK' and 'Cancel'. Three purple arrows point to the top of each input field.

DELETE A USER

When an administrator deletes a user, the user disappears from the list and the user can no longer access that scoreboard through the ColorCast Pro app. This will not affect any of the other scoreboards that user may have access to; if they are users for multiple scoreboards, they will need to be deleted from each one individually.



The screenshot shows the 'User Admin' interface in the ColorCast Pro app. The interface includes a sidebar with 'My Scoreboards' and 'User Admin' options. The main content area shows a summary of roles assigned to each ColorCast Pro user. Below this is a table of 'Authorized Users' with columns for 'Email', 'Admin', and 'Authorized Users'. The table lists several users with their email addresses and whether they are administrators. Two purple arrows point to the 'Edit' and 'Delete User' buttons for the first user in the list. A pink arrow points to the 'User Admin' option in the sidebar.

Name	Scoreboard ID	Authorized Users	Admin
Lab Test	79965-P2	10	Yes

Email	Admin	Authorized Users
fxoops@oes-inc.com	Yes	Edit Delete User
jgrice@oes-inc.com	Yes	Edit Delete User
mpiec@oes-inc.com	Yes	Edit Delete User
alazic@oes-inc.com	Yes	Edit Delete User
jellow@oes-inc.com	No	Edit Delete User
cfraser@oes-inc.com	No	Edit Delete User
dverhoeven@oes-inc.com	Yes	Edit Delete User
rpittaro@oes-inc.com	No	Edit Delete User
lgreen@oes-inc.com	Yes	Edit Delete User
rhicking@oes-inc.com	No	Edit Delete User

Note: deleted users will still be able to log into the Color Cast Pro Website and App however they will not have access to view a scoreboard or make changes to the scoreboard digits.



SECTION 4 | COLORCAST PRO RESOURCES

If you need help or support with the ColorCast Pro dashboard or any of the features of ColorCast app, contact us at SB@oes-inc.com.

The following resources are also available on the OES Scoreboards website (oes-scoreboards.com):

- ColorCast Pro App Quick Start Guide



TAG US ON SOCIAL MEDIA

Having fun with the digit colors on your scoreboard? We'd love to hear from you. Tweet us at [@OESscoreboards](https://twitter.com/OESscoreboards) and share your photos and videos.

ABOUT OES SCOREBOARDS

Whether as a player, coach or spectator sports play an important role in promoting school and community pride. OES' scoreboards, video displays, timing accessories and scoreboard control systems create an exciting game atmosphere for everyone to enjoy. Trusted by professional leagues, OES scoring and timing solutions can be found in numerous venues for the NFL, NBA, NHL, MLB and NCAA teams, including the Seattle Seahawks, Dallas Cowboys, Baltimore Ravens, Golden State Warriors, Toronto Maple Leafs, Ohio State Buckeyes and Notre Dame Fighting Irish.

For more information visit www.oes-scoreboards.com